



Specialist Construction Supplies for Repair, Maintenance, Building & Infrastructure

Ultra DPM IT 2 coat Data Sheet

Specification notes

Product: **Ultra DPM IT 2 coat**

Supplier:

Arcon Construction Supplies
19-20 Prestwood Court
Leacroft Road
Warrington
WA3 6SB

Tel: **01925 852225**

Email: mail@arconsupplies.co.uk

Web: www.arconsupplies.co.uk

Call **01925 852225** or visit [Arcon Construction Supplies](http://www.arconconstruction.com)
... for more information on our flooring and construction products

[Industrial Flooring](#) | [Concrete Repairs](#) | [Protective and Waterproof Coatings](#)
[Jointing and Paving Mortars](#) | [Anti-slip Floor Paints](#) | [Concrete Repair Mortars](#)

ULTRA FLOOR DPM *it* two coat





Technical Data Sheet

Solvent Free Epoxy Waterproof Surface Membrane

Features

- ◆ Fast installation
- ◆ Heavy duty performance
- ◆ Minimum down time and costs
- ◆ Durable and universal
- ◆ Up to 98% RH
- ◆ Apply to most common substrate types

DPM IT two coat is a solvent free, two part epoxy resin system. The product cures to provide a waterproof surface membrane that allows fast installation of cement-based surfaces, thus reducing waiting time and costs. It strengthens the surface of almost all substrate types and offers a reliable performance due to its heavy-duty characteristics.

			
40 min Pot Life	7-15 hours Open Time	18-24 hours Set Time	Internal Floors



Manufactured by **Instarmac® Group plc**

Danny Morson Way, Birch Coppice Business Park, Dordon, Tamworth B78 1SE

Tel: +44 (0) 1827 871871; Fax: +44 (0) 1827 874466; email@instarmac.co.uk; www.instarmac.co.uk

An **INSTARMAC®** Brand

Solvent Free Epoxy Waterproof Surface Membrane

INFORMATION

DPM IT two coat is a two component, solvent free system that cures to create a waterproof surface membrane. The product protects floorcovering installations from the passage of residual construction moisture where humidity values are above 92% and do not exceed 98%. It is particularly suitable for cementitious surfaces with high levels of residual dampness or surfaces that have not been protected by an underlying moisture barrier. DPM IT two coat should only be applied subject to a survey confirming adequate underlying ground stability and hygrometer readings in accordance with Appendix A, BS8203 or BS5325. The red pigmentation allows for uniformity of application and permits early overlying with vinyls, carpets and resin-based products. The product is not suitable for floors with an underfloor heating system or over synthetic anhydride subfloors.

SURFACE PREPARATION

To be assured of maximum adhesion and performance characteristics from DPM IT two coat, the correct surface preparation is essential. Please ensure that the substrate is clean, dry, sound, absorbent, smooth and free from dust, grease, old adhesives residues and any other contaminants. Remove any waterproofing, surface hardeners and laitance prior to the application of DPM IT two coat. All subfloors should be fully cured and their surface temperature must be at least 10°C when the membrane is applied. New cement and sand/cement screeds need to be at least 7 days old. Ensure that any rough or uneven surfaces are smoothed over and that underlayments are left to dry for a minimum of 24 hours before using DPM IT two coat. Power floated subfloors should be shot blasted to promote adhesion. Subfloor bay joints where movement is not anticipated, or small voids, can be filled with DPM IT two coat mixed with dry sand and left to cure fully before applying the membrane.

MIXING

Pour the contents of the hardener bottle into the base resin container and mix thoroughly for a minimum of 2 minutes with a power whisk fitted in a slow speed electric drill. Mix until a homogeneous mix and a uniform colour is obtained. Pay special attention to scrape sides and base of container.

APPLICATION TECHNIQUES

Always apply the product's two coats to ensure maximum performance is achieved. Apply over the entire floor surface and up to the DPC in the wall where the relative humidity of the floor does not exceed 98%. Pour the product onto the substrate to be treated immediately after mixing. Distribute the material with a medium stiff paintbrush or roller, and work well into the surface to ensure continuous application and optimum coverage. Only apply the second coat when the first coat is fully cured and tack-free. Do not leave more than 24 hours between coat applications. The second coat should be applied at a 90-degree angle to the first. When it is fully cured, it can be treated with Prime IT N neoprene primer prior to the application of a suitable smoothing underlayment. DPM IT two coat has a pot life of 40 minutes at 20°C and lower temperatures will extend its workability, while higher temperatures will reduce it. **Note:** It is essential that the material hardens to form a continuous coat, free from pinholes and weak spots, and that it has a glossy red finish over the entire surface. When applied to very absorbent surfaces the membrane can be soaked up into the subfloor leaving a subdued shine. In such circumstances or where pinholes are evident, a further application will be required in order to guarantee product performance. Construction joints must not be bridged with DPM IT two coat.

CURING

The time to cure depends largely on temperature. Always allow between 7-15 hours between coats, but no longer than 24 hours. Leave the second coat to cure for 18-24 hours before the application of Prime IT N neoprene primer or any smoothing underlayment. Lower temperatures will extend cure time; higher temperatures will reduce it. If DPM IT A is used, cure times can be cut down to 3 hours.

RELATED PRODUCTS

- Level IT one – Single part concrete levelling compound
- Level IT two – Two part leveller for flexible substrates
- Level IT super30 – Super rapid set levelling compound
- Level IT HD top – Industrial grade self-smoothing topping
- Level IT HD base – Industrial grade self-smoothing sub-layment base
- DPM IT A – Fast curing additive
- Prime IT N – Universal neoprene primer

TECHNICAL DATA

Packaging:	10kg pack (Resin tin and bottle hardener).
Colour:	Red resin (both first and second coat).
Appearance:	Full gloss film, tinted red.
Durability:	Excellent long term hydrolytic stability when used as a moisture repellent membrane/coating. Good resistances to general chemical contact.
Coverage Rates:	3.5m ² per kg for the first coat, 5m ² per kg for the second coat.
Note:	Coverage rates and related film build will, in practice, depend upon the porosity and profile of the floor surface being treated.
Specification Detail:	Two coats of 240 microns per coat, 7-15 hours between coats. Second coat to be applied at 90 degrees to first.
Pot life:	40min; 30min with DPM IT A at 20°C
Open time:	7-15 hours at 20°C
Set time:	18-24 hours; approximately 3 hours with DPM IT A at 20°C
Chemical Resistance:	Good resistances to general chemical contact. Excellent stability under water/saline immersion.
Storage:	Store in sealed original containers at temperatures between 5°C and 25°C. Protect from frost.
Shelf Life:	6 months in sealed containers in the above conditions.

QUALITY ASSURANCE

All products are manufactured in a plant, the quality management system of which is certified/registered as being in conformity with BS EN ISO 9001, ISO 14001 and OHSAS 18001. Ultra Floor products are guaranteed against defective materials and manufacture and will be replaced or money refunded if the goods do not comply with our promotional literature. However, we cannot accept responsibility arising from the application or use of our products because we have no direct or continuous control over where and how our products are used. All Ultra Floor products are sold subject to our terms and conditions of sale, copies of which may be obtained upon request.

HEALTH & SAFETY

Please ensure that the appropriate PPE is used when preparing, mixing and applying products. Always wash hands before consuming food and make sure that materials are kept safely out of reach of children and animals. Please dispose of packaging and waste appropriately. A full Material Safety Data Sheet relating to this product is available from www.instarmac.co.uk

DPM IT two coat Epoxy Resin – IRRITANT, DANGEROUS FOR THE ENVIRONMENT - Contains BISPHENOL F EPOXY RESIN, C13/15 ALKYLGLYCIDYL ETHER, EPOXY RESIN (Number average MW <= 700), GLYCIDYLETHER OF C12-C14 ALCOHOLS

• R43 May cause sensitisation by skin contact • R36/38 Irritating to eyes and skin • R51/53 Toxic to aquatic organisms, may cause long-term adverse effects in the aquatic environment • S24/25 Avoid contact with skin and eyes • S26 In case of contact with eyes, rinse immediately with plenty of water and seek medical advice • S36/37/39 Wear suitable protective clothing, gloves and eye/face protection • S60 This material and its container must be disposed of as hazardous waste • S61 Avoid release to the environment. Refer to special instructions/safety data sheets • P5 Contains epoxy constituents. See information supplied by the manufacturer.

DPM IT two coat Liquid Hardener – CORROSIVE, HARMFUL – Contains BENZYL ALCOHOL, ISOPHORONEDIAMINE, SALICYLIC ACID

• R34 Causes burns • R43 May cause sensitisation by skin contact • R20/21/22 Harmful by inhalation, in contact with skin and if swallowed • S24/25 Avoid contact with skin and eyes • S26 In case of contact with eyes, rinse immediately with plenty of water and seek medical advice • S36/37/39 Wear suitable protective clothing, gloves and eye/face protection • S45 In case of accident or if you feel unwell, seek medical advice immediately (show label where possible). S51 Use only in well-ventilated areas • S60 This material and its container must be disposed of as hazardous waste.