



Specialist Construction Supplies for Repair, Maintenance, Building & Infrastructure

Level IT HD Top Data Sheet

Specification notes

Product: Level IT HD Top

Supplier:

Arcon Construction Supplies
19-20 Prestwood Court
Leacroft Road
Warrington
WA3 6SB

Tel: 01925 852225

Email: mail@arconsupplies.co.uk

Web: www.arconsupplies.co.uk

Call 01925 852225 or visit [Arcon Construction Supplies](http://www.arconconstruction.com)
... for more information on our flooring and construction products

[Industrial Flooring](#) | [Concrete Repairs](#) | [Protective and Waterproof Coatings](#)
[Jointing and Paving Mortars](#) | [Anti-slip Floor Paints](#) | [Concrete Repair Mortars](#)








Technical Data Sheet

Industrial Grade, Self Levelling Floor Topping

Features

- ◆ Industrial Topping/Finish
- ◆ Pumpable up to 2000m² per day
- ◆ Heavily Trafficked Areas
- ◆ Excellent Strengths
- ◆ Accepts Forklift Traffic
- ◆ Protein Free

Cementitious, self-levelling durable floor topping, suitable for highly trafficked internal warehouse and industrial floors. Minimal disruption, rapid strength gain, early trafficking.

				
5-15mm Bed Thickness	Set Time 2-3 Hrs	Forklift Traffic 36 Hrs	Internal Floors	Lifetime Guarantee



Industrial Grade, Self Levelling Floor Topping

INFORMATION

Ultra Floor Level IT HD top is a cementitious self-levelling floor topping designed for warehouse and industrial floors when rapid strength gain and durability are a high priority. It can be pumped up to 2000m² per day with an application depth of 5mm-15mm, providing a highly durable floor covering that is quick and cost effective to apply.

SURFACE PREPARATION

The preparation of the substrate is very important to ensure the most effective use of Ultra Floor Level IT HD top. The concrete substrate must be firm, hard and free of old coatings, concrete laitance and any contaminants which may impair adhesion during the application. The concrete must have a profiled textured surface, which can be achieved by captive shot blasting, grinding or milling. For areas, which are contaminated by oil or grease, H.C.A (Hot Compressed Air) treatment may be required. All dust and debris must be vacuumed away to leave a clean, dust free surface.

PRIMING

Priming is required using Ultra Floor Prime IT AR acrylic primer. Apply two coats of primer by roller, brush or spray. For the first coat, dilute by 1 part Ultra Floor Prime IT AR primer to 5 parts water. Apply to prepared surface and allow to dry (normally overnight).

For the second coat, dilute 1 part Ultra Floor Prime IT AR acrylic primer to 3 parts water and apply to the previous coat. Allow to become touch dry (translucent) before applying Ultra Floor Level IT HD top. Note: On very porous floors a third coat of primer may be required. Ensure all floor are fully primed with no 'dry' patches. Do not allow the Ultra Floor Prime IT AR acrylic primer to pond. Always apply Ultra Floor Level IT HD top within 36 hours of the priming operation.

MIXING

Ultra Floor Level IT HD top should be mixed and applied either by hand or by specialist mixer/pump. For pump application contact the Instarmac Group Technical department for a list of contractors. For hand application place 4.5 litres of clean potable water into a clean suitable container. Slowly add, whilst mixing, the contents of the 25kg bag of Ultra Floor Level IT HD top. Mix with a slow speed drill and paddle until a homogeneous mix is attained.

PLACING

Pour onto the primed floor, trowel and de-aerate with a spike roller or a spatula. Note: Large areas should be sub-divided by temporary partition strips. Do not install Ultra Floor Level IT HD top when ambient temperature is or will fall below 6°C. Ensure light ventilation during installation. Apply mixed material within 20 minutes. Ultra Floor Level IT HD top does NOT require an independent curing agent.

OVERCOATING

Depth of material, external temperature and humidity will affect drying times. Always take readings to establish moisture content prior to over-coating. Typically moisture content of 5% or lower will be required, however consult with selected coating data sheet to establish exact requirements. The floor must be protected from all contact with water. Inspect the surface of the hardened material, in certain cases a slight surface film can be produced that will impair adhesion to coating. It is advisable to lightly abrade the surface.

CLEANING

Ultra Floor Level IT HD top should be removed from tools and equipment with clean water immediately after use. Cured material can be removed mechanically, or by acid etching.

TECHNICAL DATA

Packaging:	25kg Bag
Working Time:	30-40 Minutes @ 20°C
Time to Forklift Traffic:	36 Hours
Set Time:	2-3 Hours
Application Thickness:	5-15mm
Protein Free:	Yes
Coverage @ 3mm:	5.1m ²
Consumption/mm Thickness:	1.7kg/mm/m ²
Suitable for Pump Application:	Yes
Compressive Strength: (to BS EN 13892-2)	28 Days: 35.0 N/mm ² 7 Days: 25.69 N/mm ² 1 Day: 18.46 N/mm ²
Flexural Strength: (to BS EN 13892-2)	28 Days: 8.60 N/mm ² 7 Days: 5.11 N/mm ² 1 Day: 3.90 N/mm ²
Storage:	Store in closed original container at temperatures between 5°C and 30°C. Avoid frost and direct sunlight. Store clear of the ground in cool dry conditions and protect from excessive drafts. If stored correctly and used within 6 months of the date shown on the bag, the activity of the reducing agent will be maintained and this product will contain, when mixed with water, no more than 0.0002% (2ppm) soluble Chromium (VI) of the total dry weight of the cement. Shelf life in correctly sealed bags is 6 months. Note: the use of this product after the end of the declared storage period may increase the risk of an allergic reaction.
Shelf Life:	6 months in above conditions.

QUALITY ASSURANCE

All products are manufactured in a plant, the quality management system of which is certified/registered as being in conformity with BS EN ISO 9001, ISO 14001 and OHSAS 18001. Ultra Floor products are guaranteed against defective materials and manufacture and will be replaced or money refunded if the goods do not comply with our promotional literature. However, we cannot accept responsibility arising from the application or use of our products because we have no direct or continuous control over where and how our products are used. All Ultra Floor products are sold subject to our terms and conditions of sale, copies of which may be obtained upon request.

HEALTH & SAFETY

Please ensure that appropriate PPE is used when preparing, mixing and applying products. Always wash hands before consuming food and make sure that materials are kept safely out of reach of children and animals. Please dispose of packaging and waste appropriately. A full Material Safety Data Sheet relating to this product is available from www.instarmac.co.uk

CONTAINS PORTLAND CEMENT

• P14 Contains Portland Cement. May produce an allergic reaction • P17 Contains Chromium (VI). May produce an allergic reaction • S25 Avoid contact with eyes • S26 In case of contact with eyes, rinse immediately with plenty of water and seek medical advice • R36 Irritating to eyes • S46 If swallowed, seek medical advice immediately and show the container or label • S64 If swallowed, rinse mouth with water (only if person is conscious).